

CONFRONTO PRODUZIONE DEGENZA ORDINARIA E DAY HOSPITAL

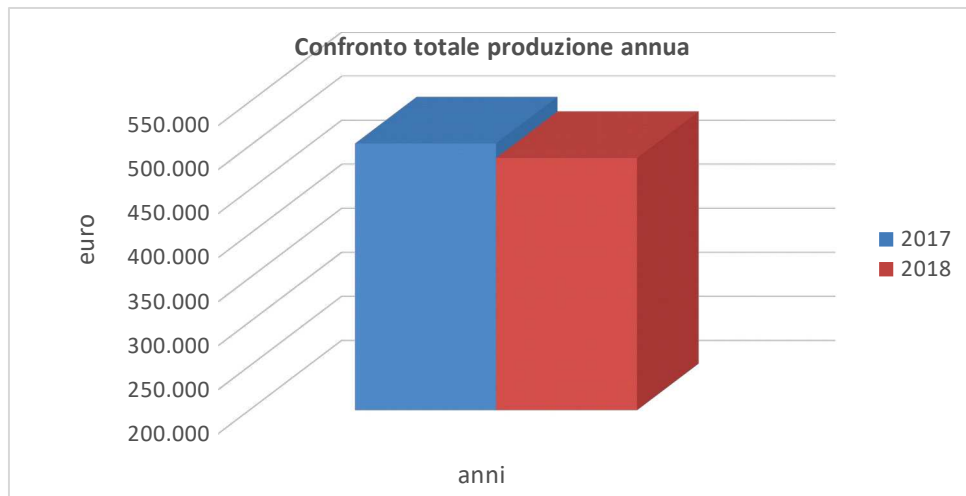
AGGREGRAZIONE PER DIPARTIMENTI

CONFRONTO ANNI 2017-2018 GENNAIO-NOVEMBRE

DIPARTIMENTO SALUTE MENTALE

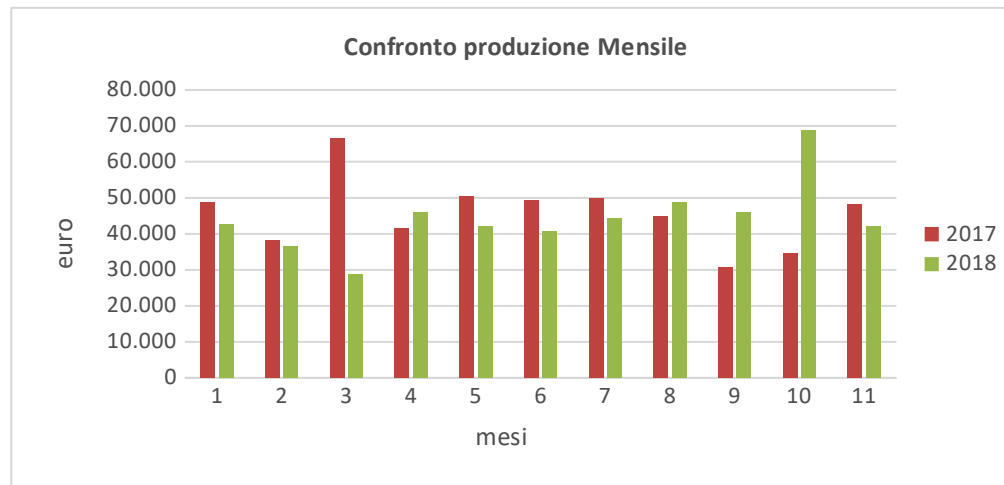
Ricoveri Ordinari e Day Hospital

Confronto Fatturato Anni 2017 - 2018



Dipartimento Salute Mentale

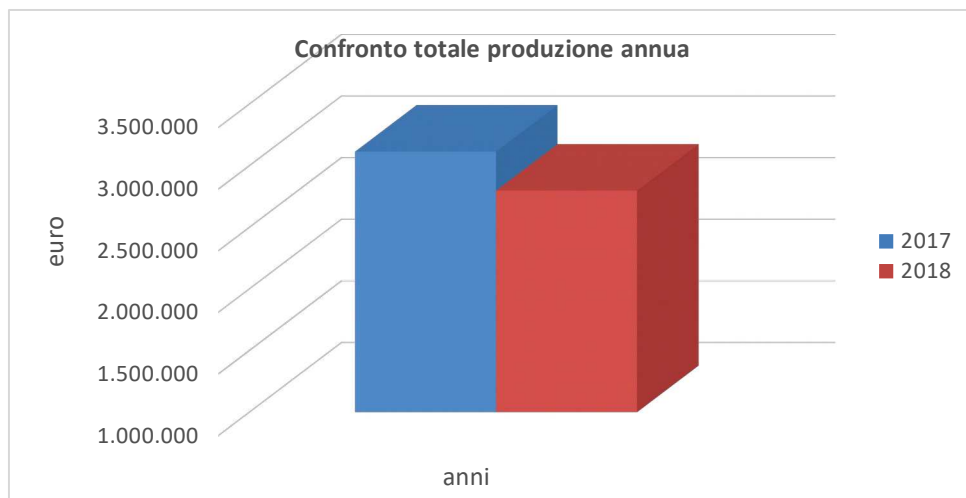
mese	2017	2018
1	48.870	42.638
2	38.097	36.602
3	66.554	28.705
4	41.465	46.019
5	50.436	41.990
6	49.245	40.797
7	49.875	44.207
8	44.726	48.665
9	30.816	45.901
10	34.570	68.749
11	48.284	42.230
TOT	502.938	486.503



DIPARTIMENTO MATERNO INFANTILE

Ricoveri Ordinari e Day Hospital

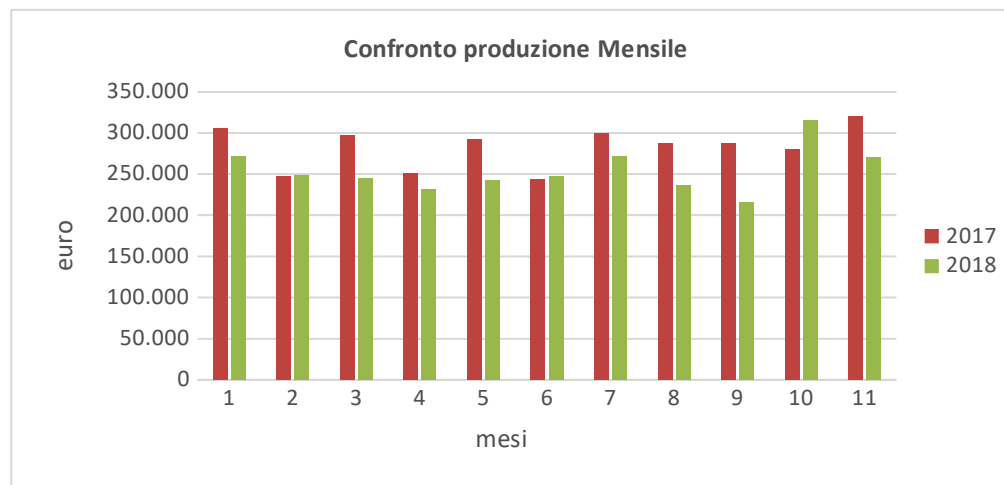
Confronto Fatturato Anni 2017 - 2018



Dipartimento Materno Infantile

mese	2017	2018
1	305.902	272.142
2	247.135	248.423
3	297.567	245.115
4	251.157	230.901
5	292.359	242.829
6	243.704	247.848
7	299.285	272.214
8	287.873	236.789
9	288.163	215.603
10	280.417	314.949
11	320.100	270.273

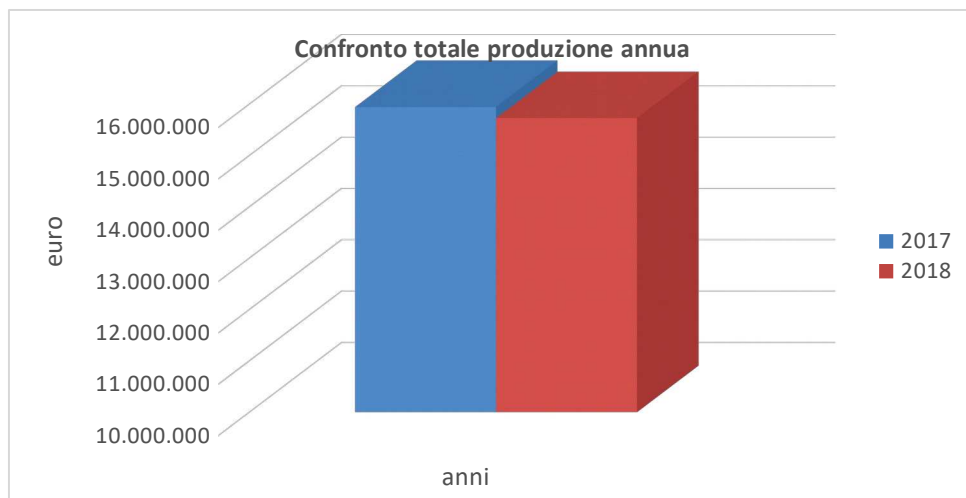
TOT 3.113.662 2.797.086



DIPARTIMENTO MEDICO

Ricoveri Ordinari e Day Hospital

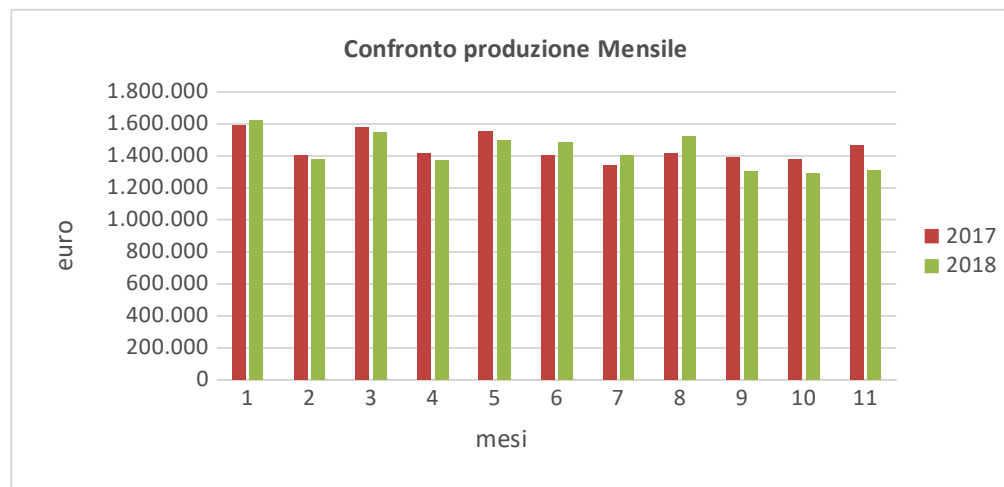
Confronto Fatturato Anni 2017 - 2018



Dipartimento Medico

mese	2017	2018
1	1.590.021	1.621.902
2	1.403.789	1.379.917
3	1.581.732	1.544.787
4	1.415.730	1.371.584
5	1.555.535	1.493.948
6	1.400.381	1.485.827
7	1.342.172	1.402.958
8	1.417.548	1.522.269
9	1.388.352	1.300.405
10	1.381.859	1.293.242
11	1.464.412	1.308.520

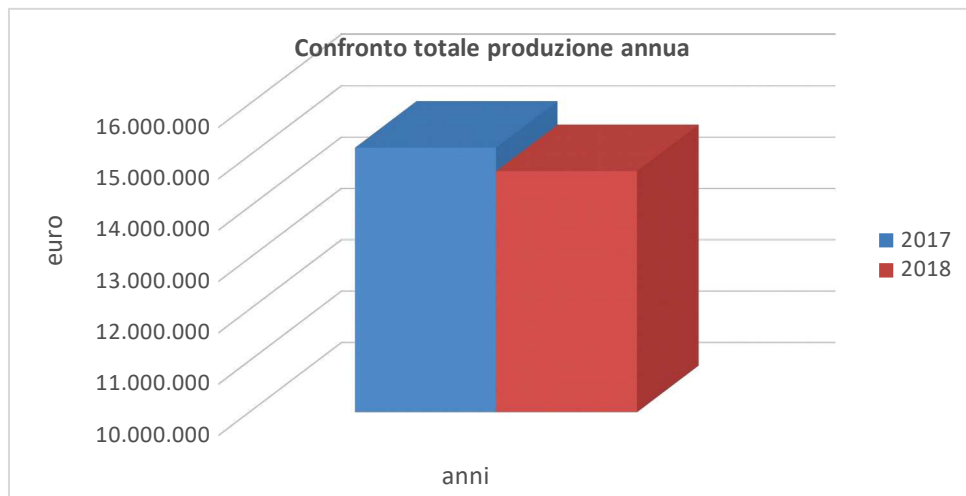
TOT 15.941.531 15.725.359



DIPARTIMENTO CHIRURGICO

Ricoveri Ordinari e Day Hospital

Confronto Fatturato Anni 2017 - 2018



Dipartimento Chirurgico

mese	2017	2018
1	1.339.897	1.380.492
2	1.343.372	1.220.228
3	1.705.597	1.411.599
4	1.187.292	1.317.973
5	1.578.937	1.400.453
6	1.422.076	1.328.643
7	1.223.129	1.382.002
8	1.237.306	1.231.241
9	1.259.480	1.263.730
10	1.488.646	1.467.679
11	1.363.971	1.288.099

TOT 15.149.703 14.692.139

