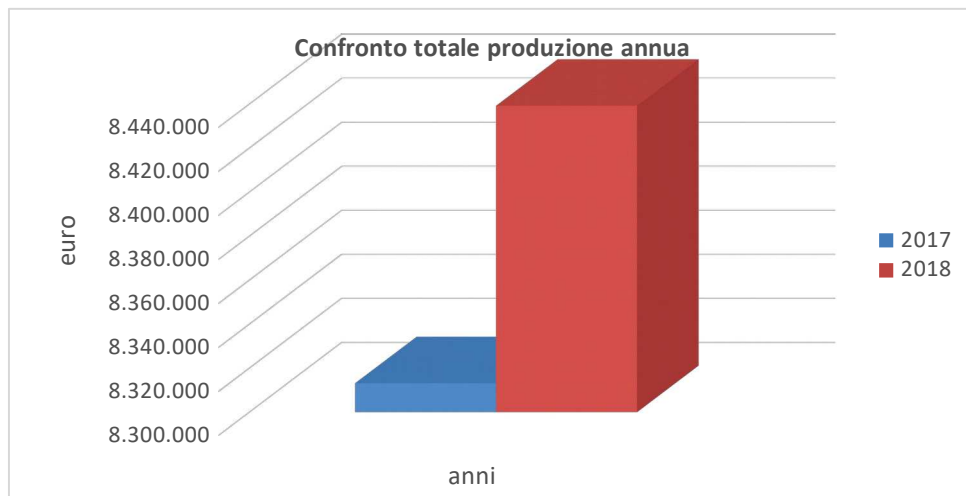


DIPARTIMENTO MEDICO

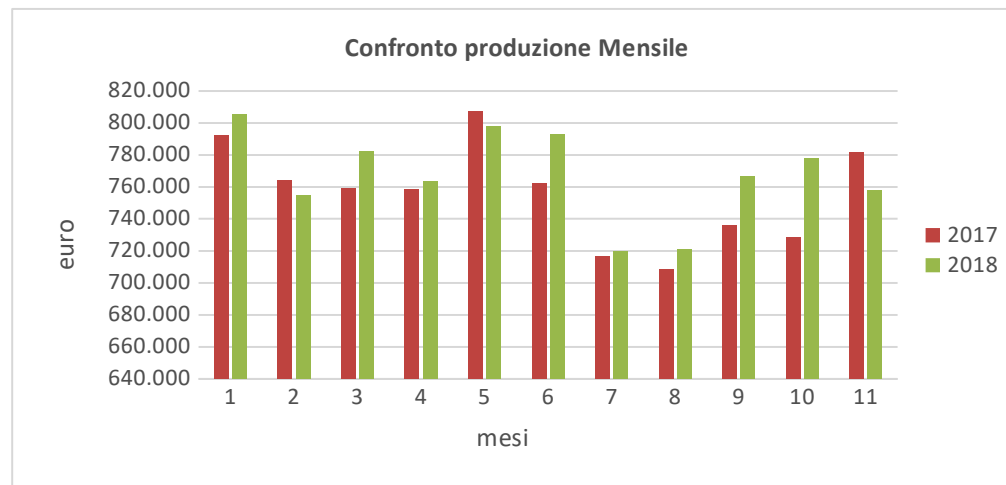
Specialistica per esterni (flusso C)

Confronto Produzione Anni 2017 - 2018



Dipartimento Medico

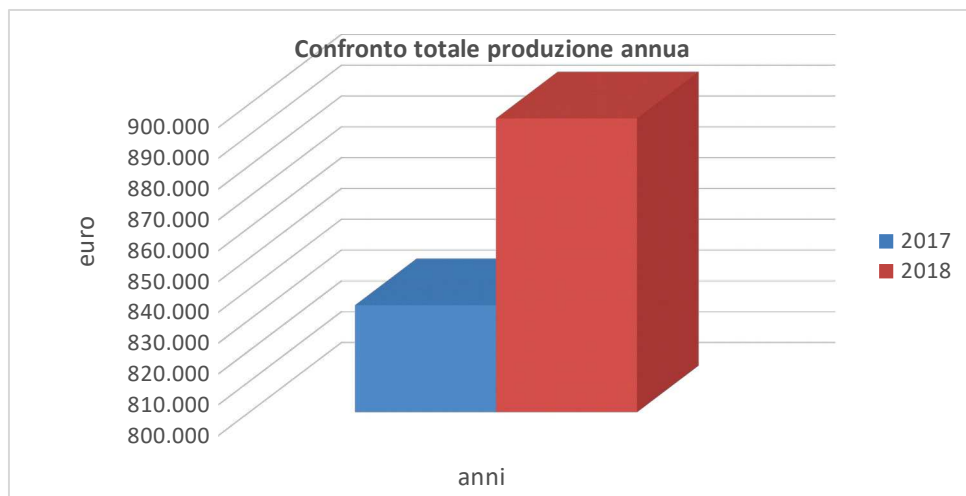
mese	2017	2018
1	792.441	805.422
2	763.749	754.537
3	758.919	782.170
4	758.120	763.580
5	807.237	798.141
6	762.384	792.772
7	716.421	719.979
8	708.204	720.709
9	735.694	766.729
10	728.597	777.597
11	781.350	757.568
TOT	8.313.116	8.439.204



SC Oncologia

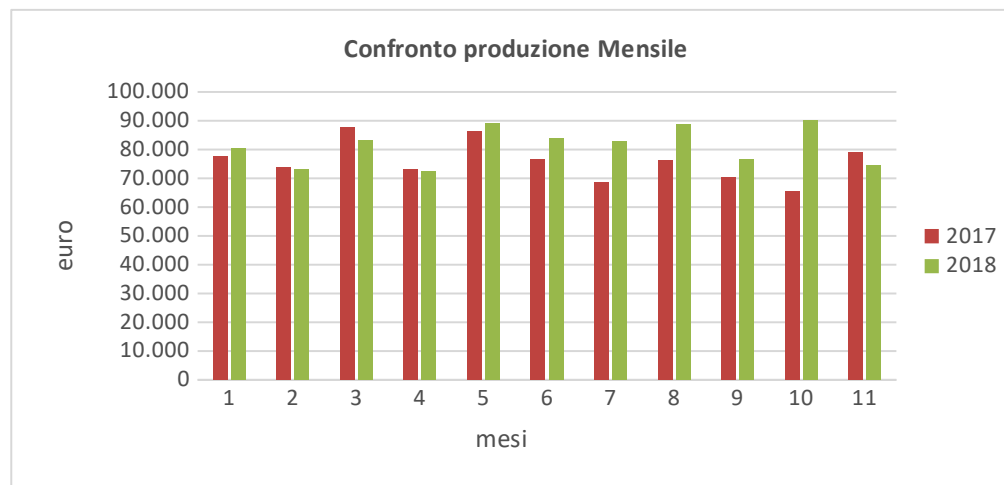
Specialistica per esterni (flusso C)

Confronto Produzione Anni 2017 - 2018



SC Oncologia

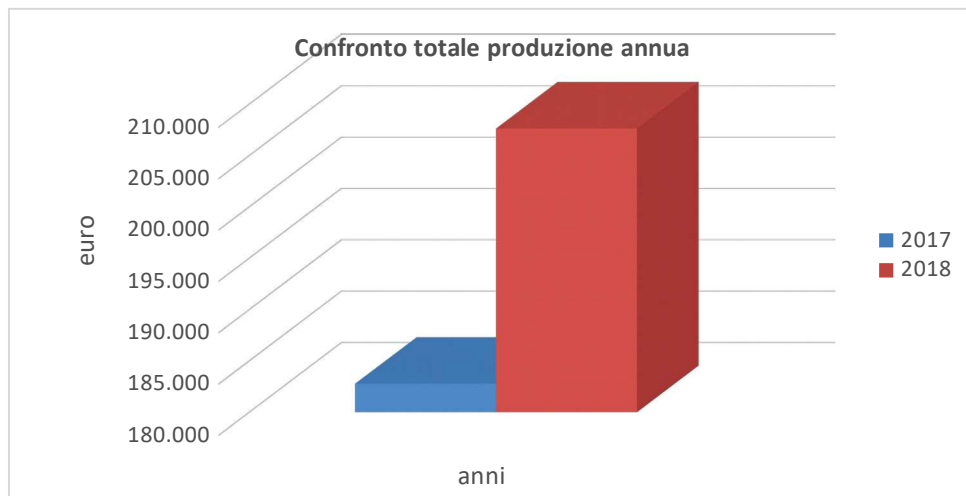
mese	2017	2018
1	77.460	80.455
2	73.911	73.063
3	87.614	83.335
4	73.209	72.457
5	86.193	89.116
6	76.715	84.025
7	68.469	82.862
8	76.325	88.735
9	70.389	76.731
10	65.536	90.282
11	78.888	74.302
TOT	834.709	895.363



SC Neurologia

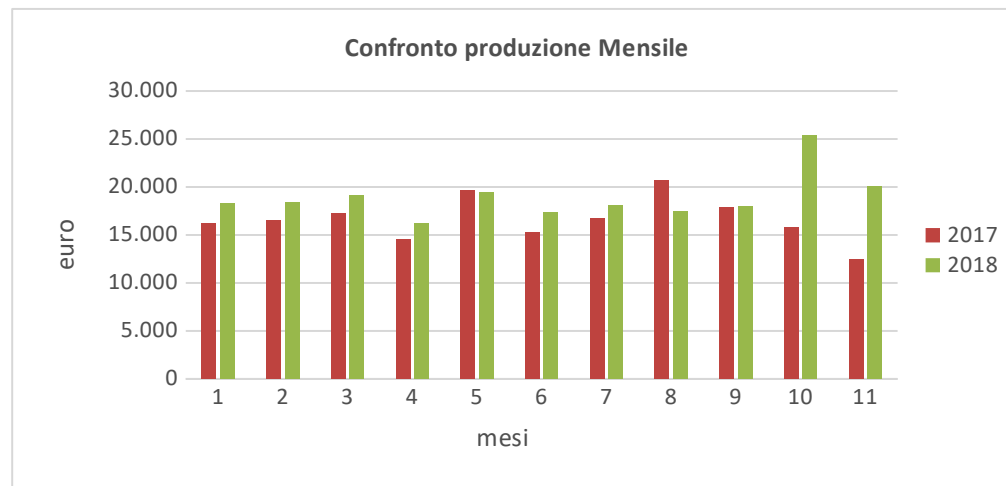
Specialistica per esterni (flusso C)

Confronto Produzione Anni 2017 - 2018



SC Neurologia

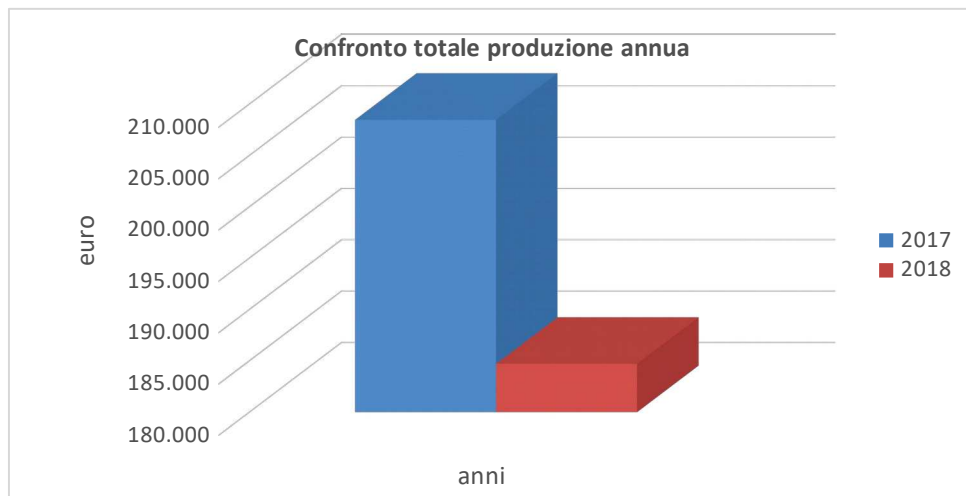
mese	2017	2018
1	16.178	18.241
2	16.467	18.373
3	17.265	19.172
4	14.536	16.179
5	19.647	19.388
6	15.194	17.392
7	16.675	18.071
8	20.652	17.418
9	17.884	17.962
10	15.831	25.347
11	12.432	20.075
TOT	182.761	207.618



SC Geriatria

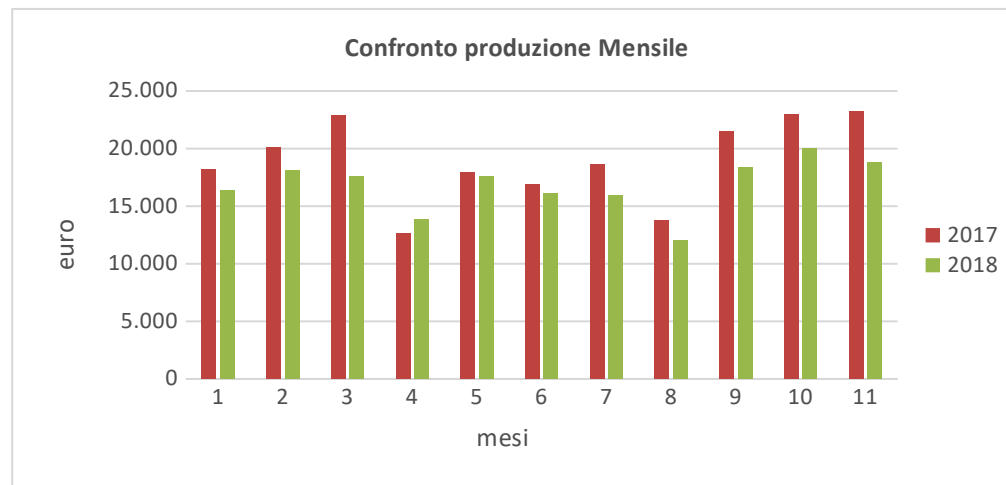
Specialistica per esterni (flusso C)

Confronto Produzione Anni 2017 - 2018



SC Geriatria

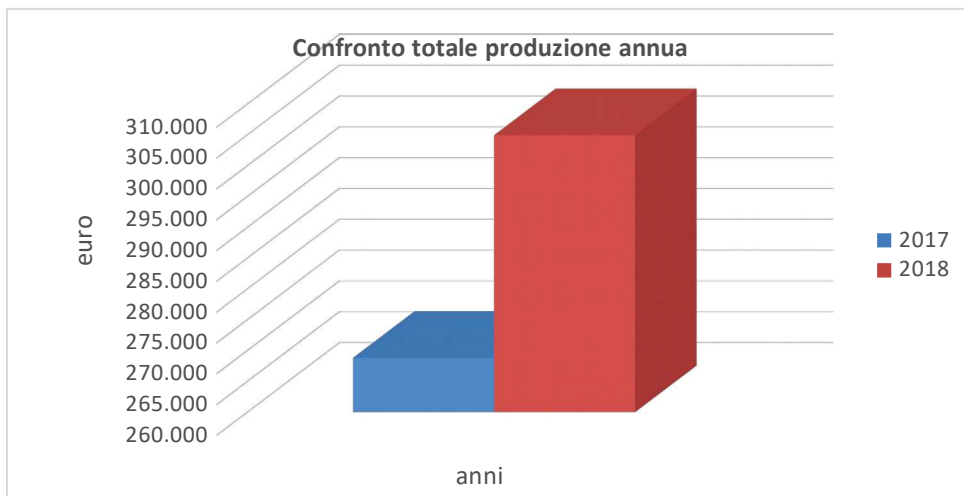
mese	2017	2018
1	18.200	16.336
2	20.111	18.128
3	22.834	17.575
4	12.631	13.820
5	17.890	17.615
6	16.861	16.088
7	18.605	15.962
8	13.754	12.004
9	21.453	18.400
10	22.941	19.977
11	23.183	18.797
TOT	208.463	184.702



SS DIP Malattie Metaboliche e Diabetologia

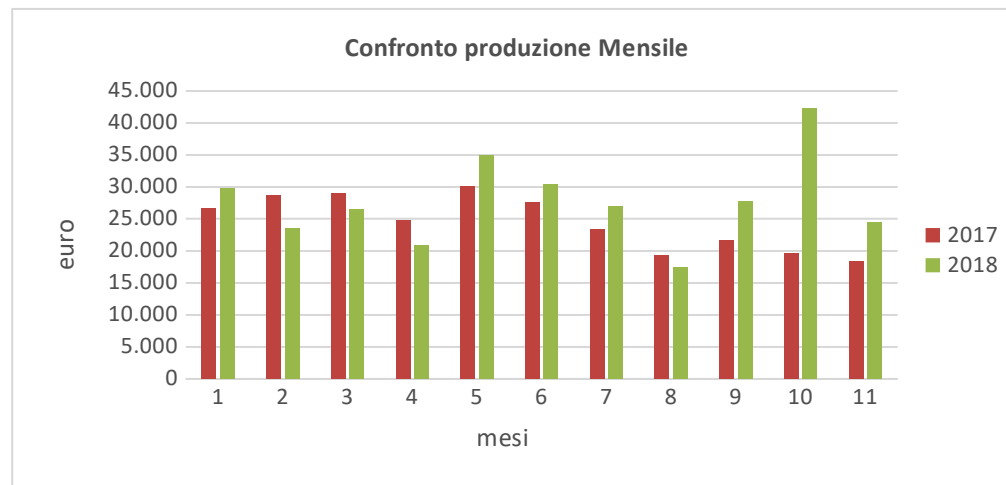
Specialistica per esterni (flusso C)

Confronto Produzione Anni 2017 - 2018



DIP Malattie Metaboliche e Diabetologia

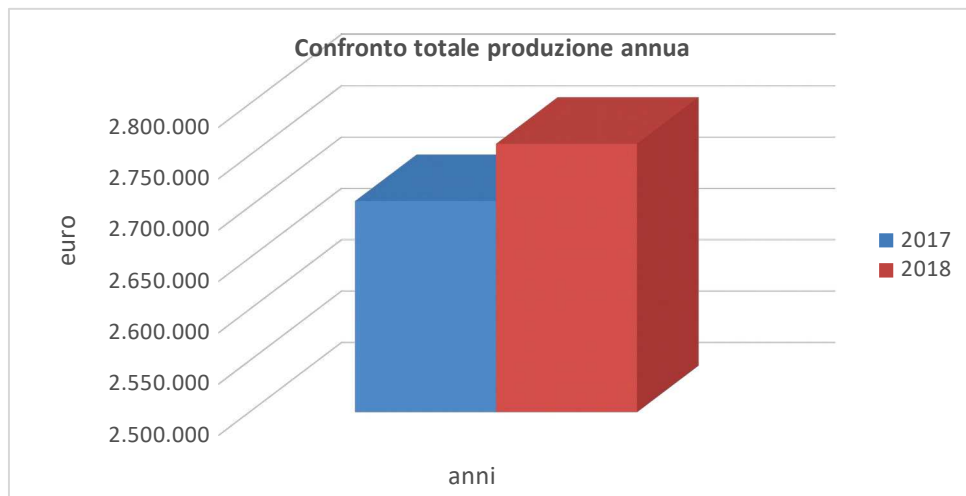
mese	2017	2018
1	26.587	29.811
2	28.695	23.546
3	28.889	26.542
4	24.813	20.859
5	30.083	34.960
6	27.598	30.423
7	23.397	26.954
8	19.250	17.362
9	21.619	27.791
10	19.555	42.284
11	18.346	24.410
TOT	268.832	304.942



DIPARTIMENTO CHIRURGICO

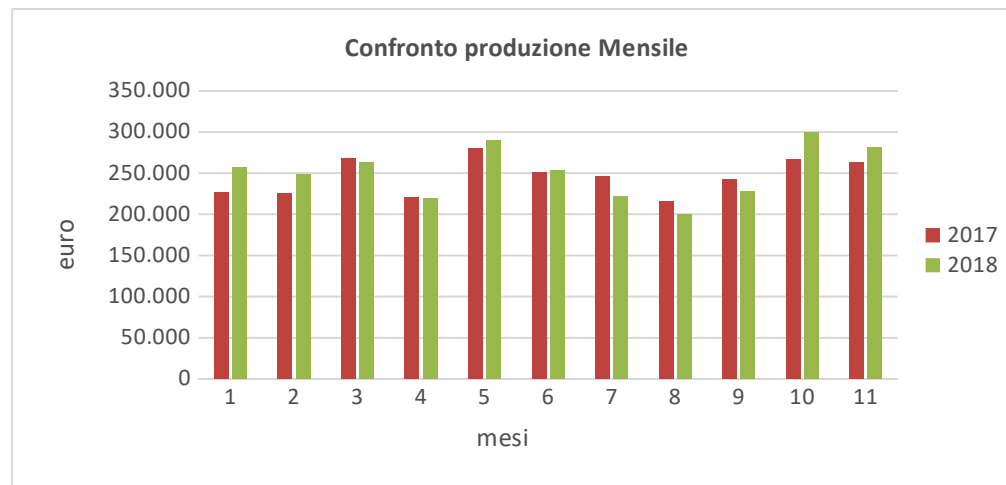
Specialistica per esterni (flusso C)

Confronto Produzione Anni 2017 - 2018



Dipartimento Chirurgico

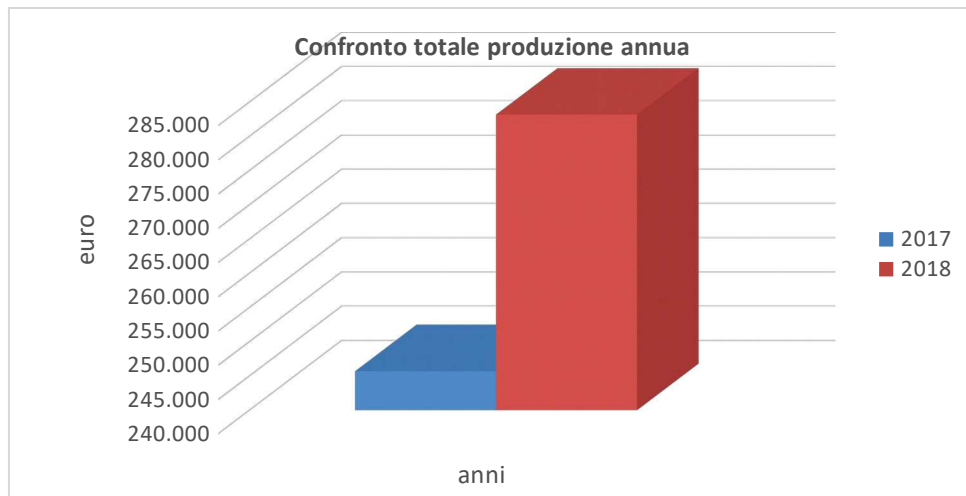
mese	2017	2018
1	226.193	256.616
2	225.565	248.164
3	268.458	263.633
4	220.560	218.775
5	279.804	290.460
6	251.443	253.941
7	245.506	222.052
8	215.817	199.315
9	242.430	228.088
10	266.716	299.362
11	262.960	280.878
TOT	2.705.452	2.761.284



SC Ortopedia e Traumatologia Domodossola

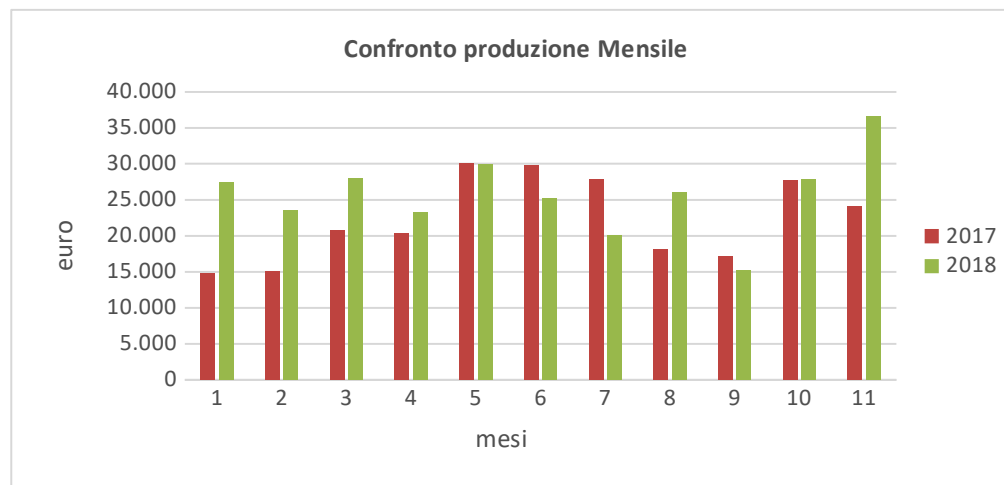
Specialistica per esterni (flusso C)

Confronto Produzione Anni 2017 - 2018



Ortopedia e Trauma.Domodossola

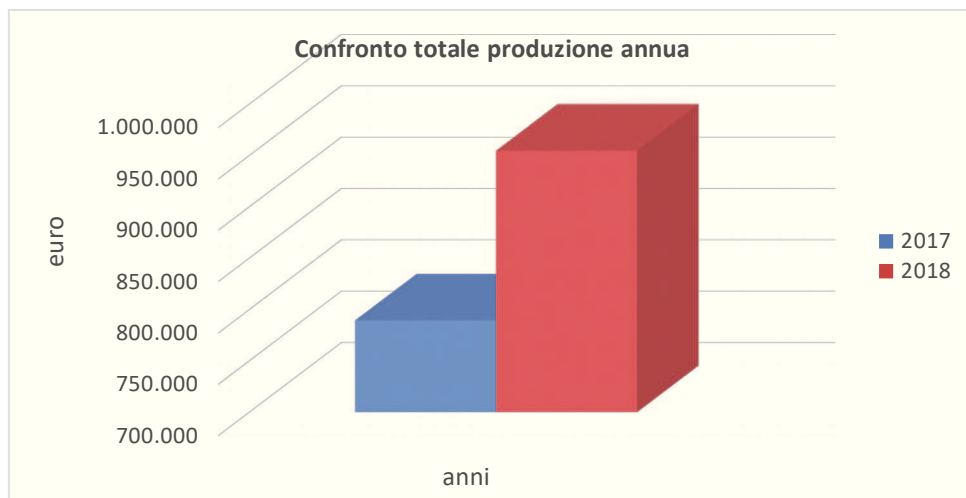
mese	2017	2018
1	14.724	27.366
2	15.091	23.515
3	20.818	28.008
4	20.379	23.283
5	30.027	29.945
6	29.811	25.244
7	27.807	20.080
8	18.082	26.081
9	17.189	15.140
10	27.683	27.842
11	24.075	36.658
TOT	245.686	283.162



DIPARTIMENTO MATERNO INFANTILE

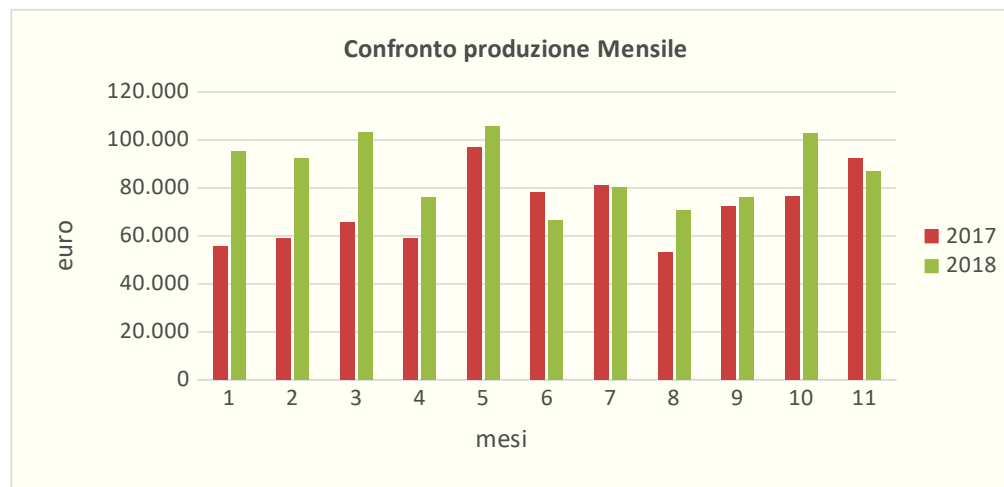
Specialistica per esterni (flusso C)

Confronto Produzione Anni 2017 - 2018



Dipartimento Materno Infantile

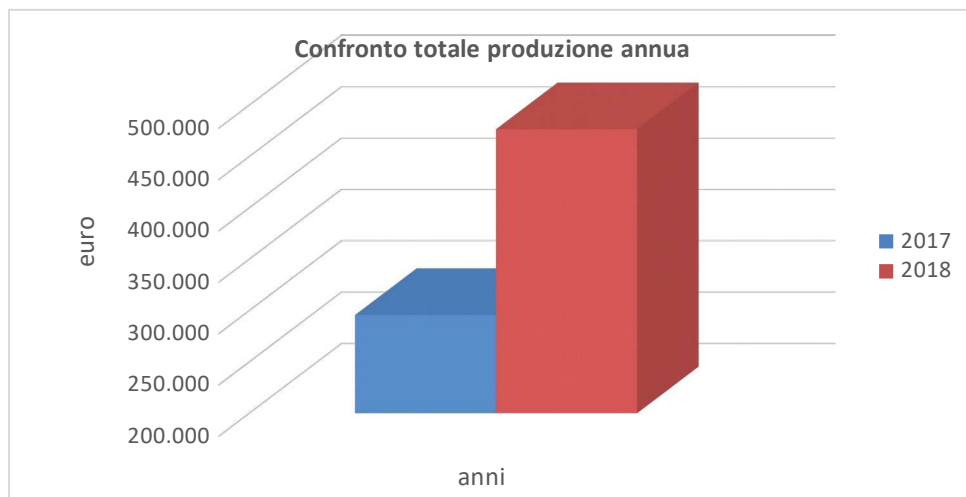
mese	2017	2018
1	55.502	95.117
2	58.868	92.136
3	65.779	103.031
4	59.130	75.894
5	96.919	105.741
6	78.251	66.508
7	81.019	80.163
8	53.151	70.463
9	72.035	76.035
10	76.450	102.764
11	92.191	86.813
TOT	789.295	954.665



SC Ostetricia Ginecologia

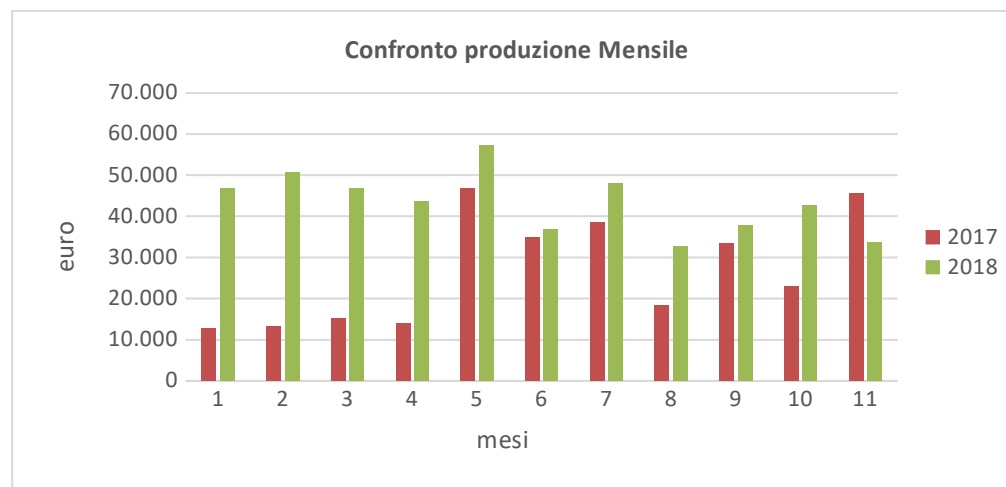
Specialistica per esterni (flusso C)

Confronto Produzione Anni 2017 - 2018



SC Ostetricia Ginecologia

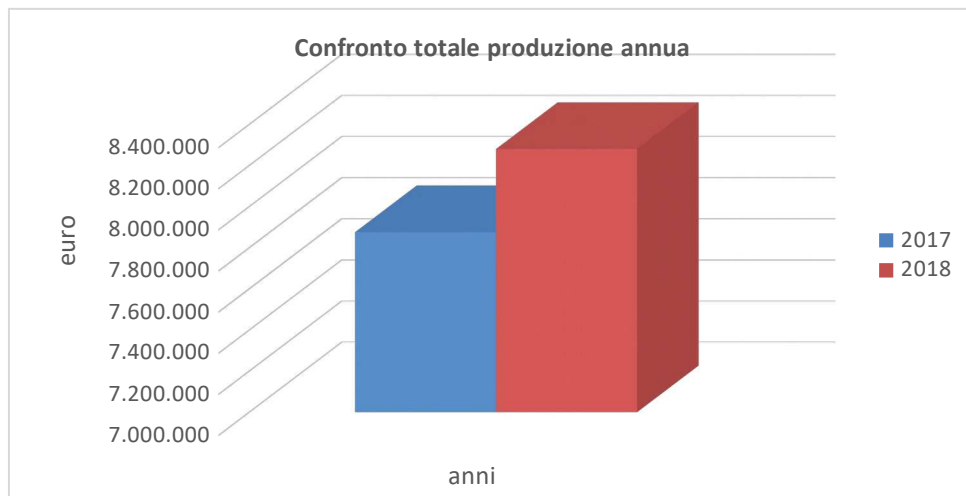
mese	2017	2018
1	12.695	46.700
2	13.316	50.576
3	15.121	46.722
4	13.905	43.716
5	46.700	57.154
6	34.917	36.740
7	38.513	48.076
8	18.327	32.596
9	33.409	37.867
10	23.093	42.671
11	45.503	33.705
TOT	295.499	476.523



DIPARTIMENTO AREA DIAGNOSTICA E TERAPIE DI SUPPORTO

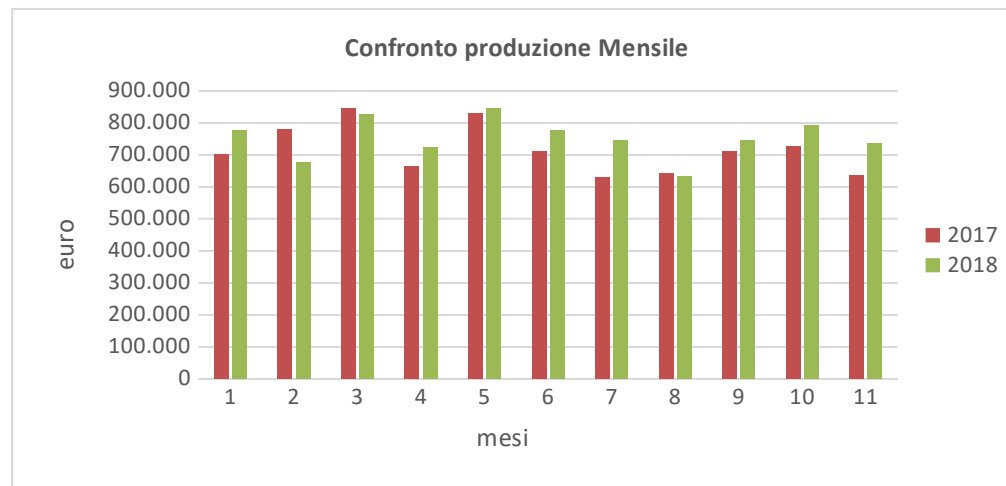
Specialistica per esterni (flusso C)

Confronto Produzione Anni 2017 - 2018



Dip. Terapie di Supporto

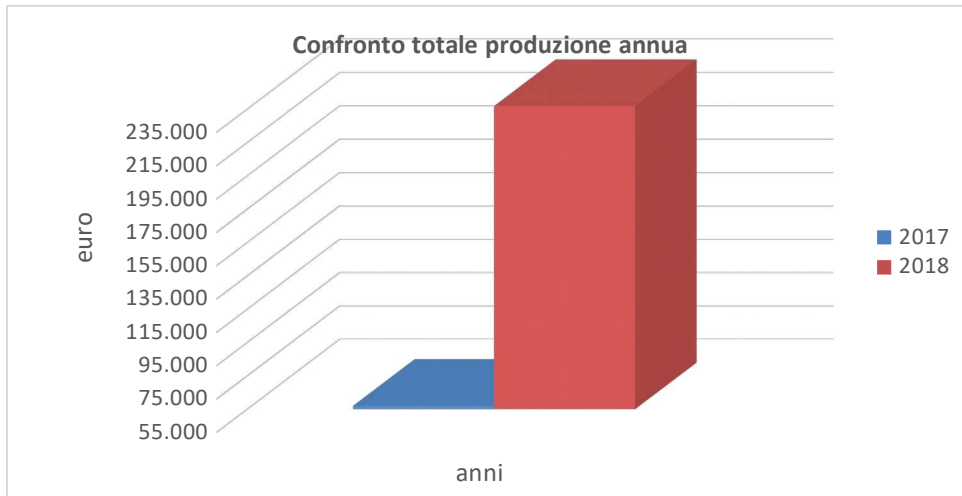
mese	2017	2018
1	700.511	776.383
2	778.792	678.038
3	845.826	827.249
4	664.660	722.086
5	829.449	845.762
6	710.589	778.210
7	628.691	745.960
8	643.147	631.850
9	711.748	744.970
10	726.454	792.437
11	635.538	736.765
TOT	7.875.405	8.279.710



SS DIP SIMT

Specialistica per esterni (flusso C)

Confronto Produzione Anni 2017 - 2018



SS DIP SIMT

mese	2017	2018
1	3.963	6.227
2	4.951	5.889
3	4.634	66.521
4	4.151	19.539
5	5.443	22.896
6	5.221	17.356
7	4.536	18.055
8	4.676	16.696
9	6.153	20.439
10	6.539	22.091
11	6.732	21.032
TOT	56.999	236.741

